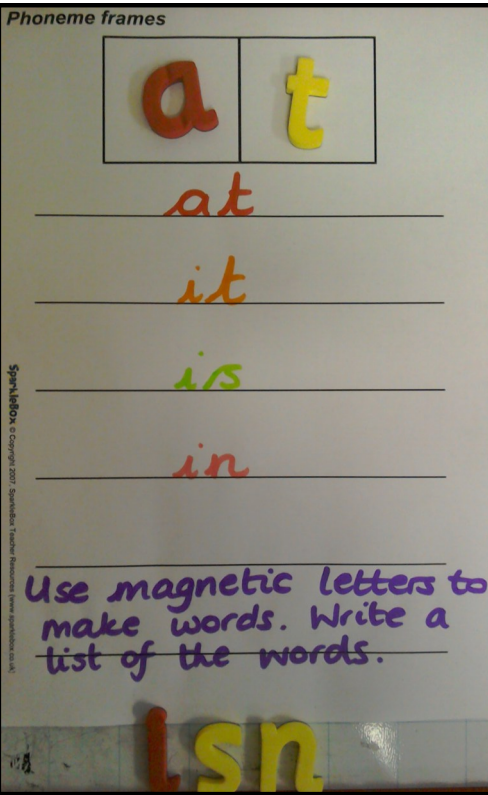

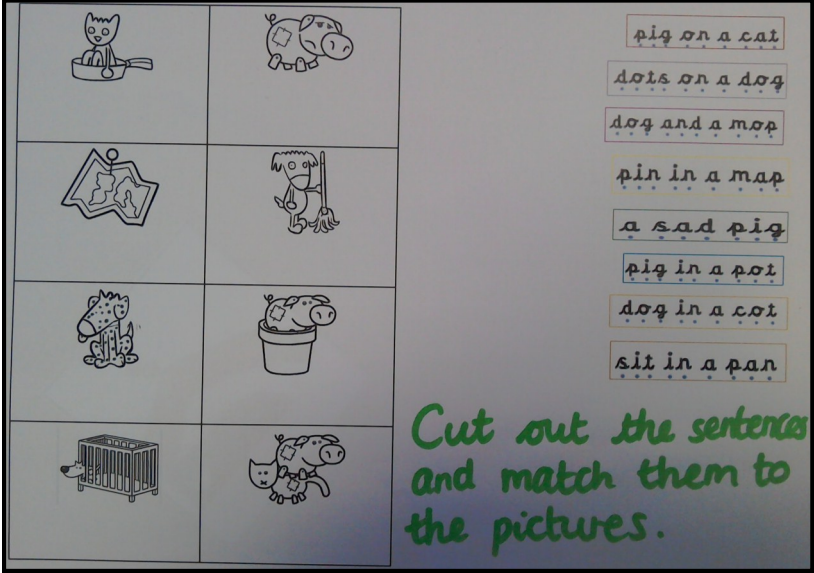
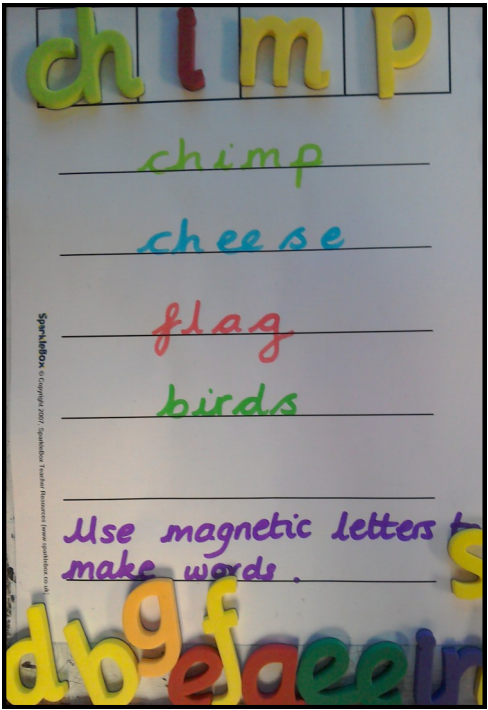
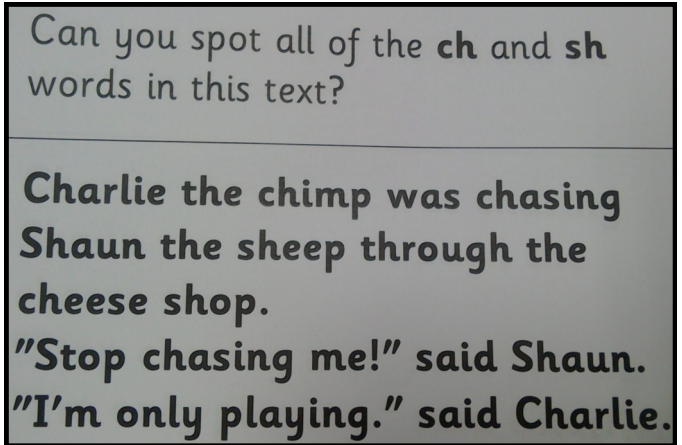
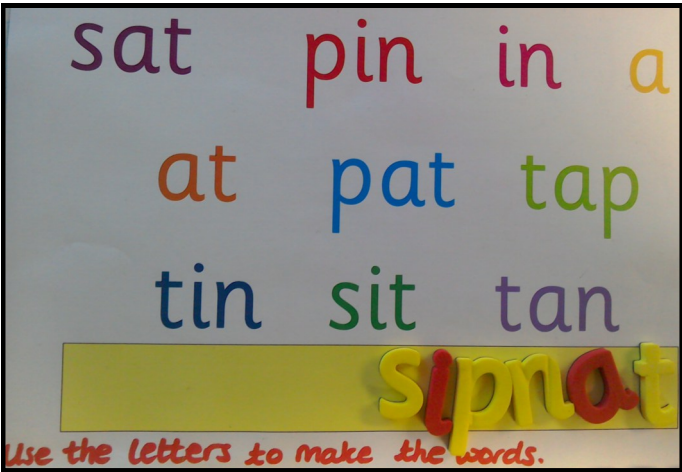



These are some suggestions of ideas that were on display at our parent workshop to develop phonic and spelling knowledge.





**On and Under the Table Prepositions.**

Put the objects around the table and describe where it is. Can also do with normal toys, not just cut up pictures.

Prepositions: behind, in front, left, right, up, under, on, next to

Top Grid:

splay	slay
spluey	sploit

Bottom Grid:

pring	prang
prank	praing

Write some alien words and say one. Children have to point to correct one.

Roll the dice and sound the phonemes. Blend them together. Is it a real or nonsense word?

**Roll a Sound**

or ur ow oi ear air

oi	ear	air	or
ur	or	ow	oi
air	ur	oi	ear
or	ow	air	ur

**I spy with my little eye**

spot words with specific sounds. Write the words.

Match the shape to the word. 8.1.16

Can you write the word in the shape?

he she we me be  
was you my they all are

watch	sleep	leap	old	look
turn	bright	crawl	jump	pick
dark	lift	long	light	tall
deep	short	walk	great	smart
high	plant	melt	soft	neat

Use paper clip choose add to of Could with 4 in a

spinner to suffix to the end words. play partner row game



high	sigh	light	might	night
right	sight	fight	tight	tonight
tonight	light	might	night	right
night	right	sigh	fight	might
right	might	tonight	light	sigh
sigh	light	right	tonight	fight

Phase 3 Roll and Read - igh

10. Adding s to make plurals.

apple	train
carrot <b>carrots</b>	dog <b>dogs</b>
pen	cat
panda	chair
duck	spoon

I spy with my little eye something with the phoneme...

j \_\_\_\_\_

v \_\_\_\_\_

w \_\_\_\_\_

x \_\_\_\_\_

y \_\_\_\_\_

z \_\_\_\_\_

zz \_\_\_\_\_

qu \_\_\_\_\_

You can write down words or say them.

**MAGIC e GAME**

START

END

tap mad tub cute cap hide time tube

hug made bit huge

cut not cub hid

tap cube cape

www.blog.maketaketeach.com

**Snakes & Ladders**

As you land on the word you must say it and spell it.

Finish	farm	car	jar	hard	bar	park	park
hard	yard	market	park	car	bar	scar	card
jar	farm	car	jar	hard	bar	park	park
hard	yard	market	park	car	bar	scar	card
car	hard	jar	park	farm	yard	hard	Start

the	them	thank	this	these	three
think	that	both	thick	thin	the
thing	there	then	there	than	that

Play noughts and crosses but with words. Choose one word, say it, spell it (with word covered) and put it into a sentence.

Read the words on the footballs. Put the footballs in the goal when you can spell them.

bat jet bag fin hen bun dig

**4 In A Row a-e**

lake	late	lace	pave	same
wake	tape	pane	cave	face
gave	race	safe	hate	pace
lake	fake	cake	make	tale
take	cage	case	date	fade
fate	game	gate	lane	rake



LO: To read HFW's. 13.10.15

some = green   come = blue   she = red  
 they = yellow   one = pink   are = black  
 said = orange   the = brown   went = purple

**CVC MEDIAL SOUND** © 2006 Smart Kids Ltd

**HOW TO PLAY:**  
 1. Roll the dice to see the number of spaces to move forward.  
 2. Spin the arrow. If you can make a word with the letter the arrow points to, stay on that square. If you cannot - return to the square you started your turn on. If you make the same word as the picture follow the arrow to the square it points to.

there are lots of bingo games on line.

**Words with ow** **ow**

bow	mow	row
arrow	elbow	tow

Can you add one letter at a time to the front of the word 'at' to see if you can make some different words. Sound out the letters and try your best to blend together the word. If you want you could write a list of the words.

Can you find these words?

night   high   tight   light  
 sigh   fright   bright

f	r	i	g	h	t	a
z	l	i	g	h	t	b
r	p	n	d	f	s	r
s	h	i	g	h	v	i
i	m	g	u	o	p	g
g	e	h	c	v	o	h
h	u	t	i	g	h	t

Sound out the words.

**slug in a jug**

Make silly sentences, find the rhymes or match rhyming pairs in three exciting games

ORCHARD TOYS fun learning games age 5-9

Put the letters next to the trigrams to sound out real and nonsense words.